




Kortsiktig prognose

Stasjons gjennomsnitt

	 °C	 %	 hPa	 m/s	 mm/h	 °C
20 Apr	12.7 / 4.0	77.0	1021.6	2.3	0.3	9.1 / 1.4
21 Apr	12.4 / 5.0	77.3	1019.6	3.0	0.6	8.3 / 2.2
22 Apr	12.9 / 4.8	75.5	1016.9	3.1	1.0	8.8 / 1.9
23 Apr	11.6 / 6.4	77.2	1014.0	3.4	1.2	7.0 / 3.6
24 Apr	10.7 / 6.1	73.9	1012.8	3.6	0.9	6.1 / 2.8
25 Apr	11.6 / 4.1	75.8	1011.5	3.0	1.3	7.2 / 1.5
26 Apr	11.2 / 5.1	76.5	1011.2	3.1	0.5	6.9 / 2.2
27 Apr	10.8 / 4.5	80.0	1011.9	2.5	2.5	7.5 / 1.8
28 Apr	10.5 / 3.7	81.8	1013.7	2.6	2.8	6.7 / 1.2

Stasjonens ytterpunkt

	 °C	 %	 hPa	 m/s	 m/s	 mm/h	 °C
20 Apr	21.1 2023	100.0 2017	1035.7 2019	10.1 2024	15.2 2024	3.6 2017	18.2 2023
	-1.4 2013	28.2 2023	998.2 2012	-	-	-	-4.2 2013, 2024
21 Apr	20.2 2014	100.0 2017	1033.1 2020, 2026	13.0 2021	20.6 2017	3.2 2017	18.2 2014
	0.2 2024	29.4 2023	998.0 2012	-	-	-	-6.3 2021
22 Apr	21.0 2022	100.0 2018	1032.4 2020	10.6 2013	15.6 2013	8.4 2013	19.5 2011
	-1.7 2024	29.6 2019	997.8 2013	-	-	-	-4.7 2024
23 Apr	21.0 2011	99.0 2012, 2018	1028.1 2021	10.4 2013	15.2 2013	10.6 2017	16.3 2011, 2022
	0.6 2016	30.6 2011	998.4 2013	-	-	-	-4.8 2017
24 Apr	18.5 2011	100.0 2018	1029.0 2021	13.1 2019	20.6 2017	6.4 2013	14.5 2011
	1.5 2017	32.0 2022	997.4 2018	-	-	-	-7.1 2017
25 Apr	19.8 2009	100.0 2018	1029.4 2021	10.9 2023	17.9 2023	10.4 2015	17.0 2009
	-3.1 2016	33.0 2009	992.4 2015	-	-	-	-5.7 2021
26 Apr	20.3 2014	98.0 2012, 2013, 2018	1028.2 2011	9.0 2015	12.5 2023	3.6 2012	18.0 2014
	-1.9 2017	38.0 2016	994.2 2012	-	-	-	-5.2 2017
27 Apr	21.1 2014	100.0 2019	1028.8 2022	8.3 2022	12.0 2022	27.6 2019	18.2 2014
	-0.3 2015, 2024	35.2 2014	997.0 2009, 2012	-	-	-	-3.9 2024
28 Apr	18.8 2011	100.0 2010, 2019	1030.9 2022	9.9 2013	15.2 2013	21.0 2010	16.2 2011
	-2.0 2016	37.0 2021	997.8 2013	-	-	-	-4.3 2021

Almanakk

